

Solid State Fermentation of *Aspergillus oryzae* for Glucoamylase Production on Agro residues

Vasudeo Zambare

R&D Laboratory, Sequence Biotech Pvt. Ltd., Wadivarhe, Tal- Igatpuri, Dist- Nashik 422403,

Present Address: South Dakota School of Mines and Technology, 501, E. Saint Joseph Street, Rapid City 57701, SD, USA. Phone: +1-605-394-3384.

Email: vasuzambare@gmail.com; Vasudeo.Zambare@sdsmt.edu

Abstract

Glucoamylase is a well recognized amylolytic enzyme used in food industry, which is generally produced by *Aspergillus* genus under solid-state fermentation (SSF). This study presents production of glucoamylase by *Aspergillus oryzae* on the solid surface of rice husk, wheat bran, rice bran, cotton seed powder, corn steep solids, bagasse powder, coconut oil cake, and groundnut oil cake as substrates. Optimization of the SSF media and parameters resulted in a 24% increase in the glucoamylase activity. Optimum glucoamylase production (1986 μ moles of glucose produced per minute per gram of dry fermented substrate) was observed on wheat bran supplemented with 1%, (w/w) starch, 0.25%, (w/w) urea at pH 6, 100%, (v/w) initial moisture and 300C after incubation 120 hrs. Therefore, *A. oryzae* can be useful in bioprocessing application for saccharification of agro-residues.

Keywords: Glucoamylase, *Aspergillus oryzae*, solid state fermentation, agro residues

Introduction

Amylase (EC 3.2.1.3) are enzyme hydrolyzes 1,4-alpha- glucosidic linkage in polysaccharide yielding dextrans, oligosaccharide and glucose, while glucoamylase (EC 3.2.1.3) hydrolyzes both 1,4-alpha- and 1,6-alpha-glucosidic linkages in polysaccharides yielding glucose only. Glucoamylases are industrially important hydrolytic enzymes of biotechnological significance and are currently used in food and pharmaceutical industries (Joshi et al. 1999). Glucoamylases mainly used in the production of glucose syrup, high fructose corn syrup, and alcohol (James and Lee, 1997). The exclusive production of this enzyme is achieved by *Aspergillus niger* (Selvakumar et al. 1998; Wang et al. 2006), *A. oryzae* (Biesebeke et al. 2005), and *A. terreus* (Berka et al. 1992) in enzyme industry. These strains are already reported to produce

substantial amount of glucoamylase in submerged (Berka *et al.* 1992) and solid-state fermentation (Alazard and Raimbault 1981).

Traditionally, glucoamylases have been produced by submerged fermentation (SmF). A recent focus of the research and development effort is the application of glucoamylases in the enzymatic degradation of carbohydrate rich polysaccharides for production of energy syrup. The development of microbial strains, media composition and process control all have contributed to the achievement of high levels of extracellular glucoamylases. However, the glucoamylase costs are still too high for the establishment of a cost effective production of energy syrup. One approach to overcome this obstacle is to employ solid state fermentation (SSF). The SSF process has the potential to significantly reduce the enzyme production costs because of lower energy requirements, increased productivity, smaller effluent volumes and simpler fermentation equipment (Ellaiah *et al.* 2002). In the SSF process, the solid substrate not only supplies the nutrients to the culture, but also serves as an anchorage for the microbial cells. The moisture content of the medium changes during fermentation as a result of evaporation and metabolic activities and thus optimum moisture level of the substrate is the most important factor in enzyme production (Baysal *et al.* 2003).

Agro-industrial residues are generally considered best substrates for the SSF processes and enzyme production by SSF is not an exception to that (Ellaiah *et al.* 2002). Use of suitable low cost fermentation medium for production of α -amylase by using agricultural byproducts has been reported (Ikram-ul-Haq *et al.* 2003). The production of amylolytic enzymes, particularly glucoamylase on solid substrate is more advantageous for the fermentation industry [Joshi *et al.* 1999; Ghildyal *et al.* 1985]. Cereal bran and flours, potato residue and other starchy waste materials have been utilized as fermentation substrate for glucoamylase production by filamentous fungi (Joshi *et al.* 1999; Biesebeke *et al.* 2005). Microbial degradation of these residues by GRAS (generally regarded as safe) strain may improve the substrate value as animal feed (Ramachandran *et al.* 2004). Glucoamylase production by *A. niger* was extensively studied using wheat bran in SmF and SSF by Kaur *et al.* 2003. Wheat bran, paddy husk, rice processing wastes or other such starch containing wastes have gained importance as supports for fungal growth during glucoamylase production (Arasarnam *et al.* 2001).

Since utility of *A. oryzae* has not been investigated for the commercial production of glucoamylase, the present study is undertaken to evaluate the use of agro-residues as solid substrate to cultivate *A. oryzae* for improved production of glucoamylase under SSF.

Materials and Methods

Microorganism and its maintenance

Aspergillus oryzae was propagated on Czapek Dox agar (CZA) medium (Difco, Germany). Slants were grown at 30⁰C for 5 days and stored at 4⁰C.

Inoculum preparation

A piece of culture from 6 days old slant was used to inoculate in seed flask containing 10 g wheat bran with 100% moisture and incubated for 6 days at 30°C. After incubation, fermented dough was mixed aseptically followed by addition of 50 mL of saline containing 0.1% Tween-80. After 30 min mixture was filtered off through sterile glass wool to get spores. Spore count was determined by serial dilution and spread plating method.

Solid State fermentation

All agro residues rice husk (RH), wheat bran (WB), rice bran (RB), cotton seed powder (CSP), corn steep solid (CSS), bagasse powder (BP), coconut oil cake (COC), groundnut oil cake (GOC), corn steep liquor (CSL) and soybean meal were collected from local market and preserved at room temperature. Agro residues (10 g) were kept separately in a 250 mL Erlenmeyer flask and then moistened with 10 mL of water and sterilized at 121 °C for 30 min. The fermentation process was started by adding one mL of spore suspension (5×10^7 spores/mL) as prepared above. The whole content was mixed thoroughly and then incubated at 30 °C for 5 days in a stationary condition.

Enzyme extraction

To the fermented dough 50 mM citrate buffer (pH 5) (1:10) was added and homogenized for 2 h with a constant stirring at room temperature. This suspension was filtered through Whatman filter paper number 1 and the filtrate was again centrifuged at 6000 rpm for 15 min. This solid-free supernatant was used as enzyme source for assaying glucoamylase activity.

Production optimization

Glucoamylase production was optimized with respect to various nutritional and environmental parameters such as 10g agro-residues (WB, RB, RH, CSP, CSS, BP, COCGOC); initial moisture content (50-110%, v/w); inoculum size (1-10%, v/w); nitrogen sources [inorganic (0.25% w/w) - ammonium sulphate, ammonium phosphate, ammonium nitrate, sodium nitrate, urea; organic (1%)-yeast extract, tryptone, beef extract, malt extract, peptone, CSL, soybean meal]; carbon inducer (1% w/w) [glucose, fructose, lactose, maltose, sucrose, starch, glycerol], pH (3-9) and temperature (20-40°C). All the experiments were conducted independently in duplicate and the data presented here are mean value \pm standard deviations (SD).

Enzyme assay

The enzyme activity was determined by incubating at 50°C for 20 min a reaction mixture containing 0.9 mL of 50 mM citrate buffer (pH 5), 1.0 mL starch solution (1 %, w/v) and 0.1 mL of crude enzyme. This reactive mixture was incubated at 50 °C for 20 min and then released reducing sugars were measured with 3, 5-dinitrosalicylic acid (DNSA) reagent (Miller *et al.* 1959) using glucose as a standard. Glucoamylase activity unit (U) was expressed as the amount of enzyme releasing one μ mole of glucose equivalent per minute under assay condition and enzyme activity is expressed in terms of units per gram dry fermented substrate (U/gdfs).

Biomass estimations

Biomass estimation was done by N-acetyl glucosamine released after acid hydrolysis of chitin present in fungal cell wall (Shivaramkrishnam *et al.* 2007). After acid treatment of biomass, liberated glucosamine from chitin was mixed with 1mL of acetyl acetone reagent and incubated in boiling water bath for 20 min. After cooling, 6 mL ethanol was added followed by addition of 1mL Ehrlich reagent and incubated at 65⁰C for 10 min. After cooling optical density was read at 535nm against reagent blank and glucosamine as standard. Biomass is expressed in terms of mg of N-acetyl glucosamine released per gram of dry fermented substrate (mg/gdfs).

Time course of glucoamylase production

Glucoamylase was produced at optimum conditions of 10g, wheat bran, 1% (w/w) starch, 0.25%, (w/w) urea, pH 5, 5% inoculum and 30⁰C. Samples were withdrawn aseptically after every 24 h and analyzed for glucoamylase activity and biomass by method as described above.

Results and Discussion

Total of 8 agro residues (Fig. 1) were screened. WB gave the highest enzyme production (1602U/gdfs) followed by RB (1271 U/gdfs). Wheat bran as the most promising substrate for glucoamylase production has been reported by several researchers (Kaur *et al.* 2003; Anto et al 2006; Pandey et al 1999). Production of very high levels of a hard starch-gel digesting amyloglucosidase under SSF using wheat bran, rice bran, other rice components and combination of these has been reported (Singh and Soni, 2001). Rice husk and cotton seed powder yielded almost same enzyme units (875 U/gdfs). Enzyme production was lower with BP, GOC, COC and CSS. Shivaramkrishnan *et al.* (2007) also studied agro residues for glucoamylase production from *A. oryzae var brunneus* and obtained maximum production with wheat bran and significantly good production with oil cakes.

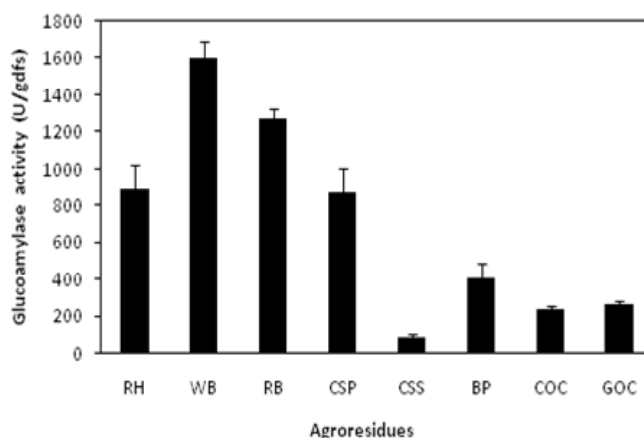


Figure 1. Effect of different agro-residues on glucoamylase by *A. oryzae* in SSF (pH7, 30⁰C, 100% initial moisture, 1% inoculum, 120 hrs of incubation). Results represent the mean of duplicate analysis and bar indicates \pm standard deviation.

Glucoamylase production increased with an increase in initial moisture content (Fig. 2) with optimum at initial moisture content 100% (v/w). Generally 40-70% of initial moisture content has been reported for fungal growth and substrate utilization. Fungal growth occurred at low moisture content but the enzyme yield was significantly low i.e. 21-54% residual activities from 50-80°C. Kunamneni *et al.* (2005) reported maximum amylase production with 90% v/w initial moisture content. Reduction in enzyme activities was associated with early sporulation and also non - availability of nutrient due to low moisture or water activity. Low water activity affected the microbial activities because of limited nutrient solubilization and low degree of substrate swelling. Even high moisture content affected the microbial enzyme activities because of substrate stickiness, clumps, less porous nature of substrate and very limited oxygen transfer in vessel.

Highest enzyme production (1672-1693 U/gdfs) was observed at inoculum level of 5-8% (v/w) as shown in Fig 3. Kunamneni *et al.* (2005) reported maximum amylase production with 1% v/w inoculum. This indicated that high concentrations of spores are responsible for increased enzyme production because of higher substrate specificities and availability.

Except urea and ammonium sulphate all other organic and inorganic nitrogen sources used in our work had diminishing effect on glucoamylase production (Table 1). Urea (0.25%) was found to enhance enzyme activity by 10% as compare to basal media. The beneficial effects of the addition of urea nitrogen have been reported in submerged fermentations for glucoamylase production by *Aspergillus awamori* (Bertolin *et al.* 2003). Ammonium sulphate showed neutral effect on enzyme secretion while negative response was observed with ammonium phosphate, ammonium nitrate and sodium nitrate. Likewise, inorganic nitrogen sources were reported to negatively affect amylase production for *A. oryzae* (Jin *et al.* 1998) Organic nitrogen sources like yeast extract, tryptone, peptone and soybean meal reduced enzyme production by 30-35% while drastic reduction was observed with corn steep liquor, beef extract and malt extract. Previous findings have shown that peptone, sodium nitrate and casein hydrolysate are good nitrogen supplements for amylase production in *A. niger*, *Thermomyces lanuginosus* and *A. oryzae* (Ramachandran *et al.* 2004; Shivaramakrishnam *et al.* 2007; Kunamneni *et al.* 2005).

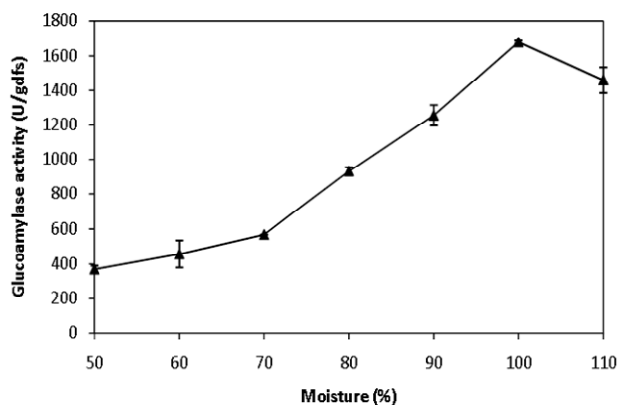


Figure 2. Effect of moisture on glucoamylase production by *A. oryzae* on wheat bran bed in SSF (pH7, 30°C, 5% inoculum, 120 hrs of incubation). Results represent the mean of duplicate analysis and bar indicates \pm standard deviation.

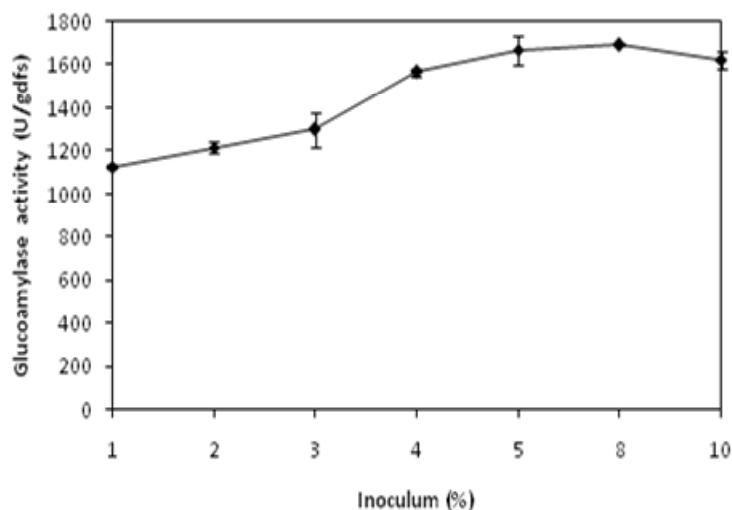


Figure 3. Effect of % inoculum size on glucoamylase production by *A. oryzae* on wheat bran bed in SSF (pH7, 30⁰C, 100% initial moisture, 120 hrs of incubation). Results represent the mean of duplicate analysis and bar indicates \pm standard deviation.

Table 1. Effect of nitrogen sources on glucoamylase production by *A. oryzae* under SSF (wheat bran bed, pH7, 30⁰C, 5% inoculum, 100% initial moisture, 120 hrs of incubation)

Nitrogen sources	Glucoamylase activity (U/gfs) ^a
Inorganic nitrogen sources (0.25%, w/w)	
Ammonium sulphate	1674 \pm 21.2
Ammonium phosphate	677 \pm 2.82
Ammonium Chloride	772 \pm 4.94
Ammonium nitrate	873 \pm 24.74
Sodium nitrate	583 \pm 7.07
Urea	1870 \pm 27.57
Organic nitrogen sources (1%, w/w)	
Yeast extract	1289 \pm 2.1
Peptone	1115 \pm 28.2
Tryptone	979 \pm 16.2
Soybean meal	1050 \pm 6.36
CSL ^b	265 \pm 43.1
Beef extract	135 \pm 15.5
Malt extract	460 \pm 6.36
Control (without supplement)	1687 \pm 12.02

^a Values are means of duplicate determinations with SD (\pm), ^b CSL, Corn steep liquor

A 1.16 fold induction in glucoamylase activity was observed with starch supplement at 1% concentration while other carbon supplements showed reduced effect (Table 2). Likewise starch as amylase inducer was reported by Shivaramakrishnan *et al.* (2007) and Cherry *et al.* (2004).

Table 2. Effect of carbon inducer on glucoamylase production by *A. oryzae* under SSF (wheat bran bed, 0.25% urea, pH7, 30⁰C, 5% inoculum, 100% initial moisture, 120 hrs of incubation)

Carbon sources (1%)	Glucoamylase activity (U/gfs) ^a
Starch	1969±26.16
Sucrose	1092±21.9
Lactose	985±9.19
Maltose	1050±6.36
Glycerol	351±7.77
Glucose	550±9.1
Fructose	454±5.6
Control (without supplement)	1695±7.77

^a Values are means of duplicate determinations with SD (±)

Glucoamylase was produced in pH range of 3-9 with optimum (1553 U/gdfs) at pH 5 (Fig. 4) indicating broad pH for enzyme secretions. Likewise, broad range of pH 3-9 was reported for synthesis of amylase from *A. oryzae* (Shivaramakrishnan *et al.* 2007).

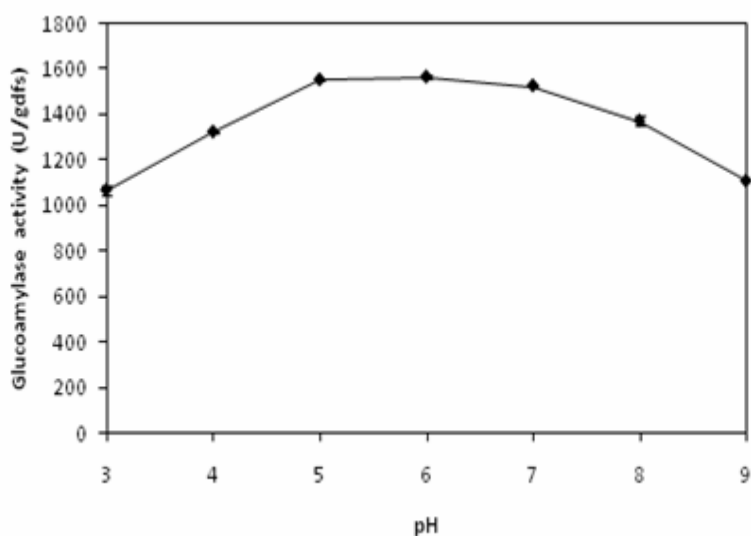


Figure 4. Effect of initial pH on glucoamylase production by *A. oryzae* on wheat bran bed supplemented with 1% starch, 0.25% urea, in SSF (30⁰C, 5% inoculum, 100% initial moisture, 120 hrs of incubation). Results represent the mean of duplicate analysis and bar indicate ± standard deviation.

Glucoamylase synthesis occurred between 20-40⁰C with optimum (1666 U/gdfs) at 30⁰C (Fig. 5). A decrease in enzyme activities was observed in mesophilic temperature range. Similar results have been previously reported for amylase production by *A. oryzae* (Jin *et al.* (1998) and Francic *et al.* (2003).

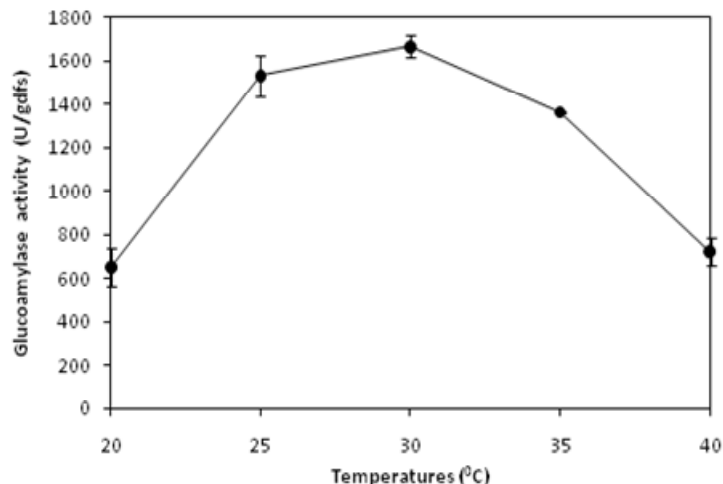


Figure 5. Effect of incubation temperature on glucoamylase production by *A. oryzae* on wheat bran bed supplemented with 1% starch, 0.25% urea in SSF (pH 5, 5% inoculum, 100% initial moisture, 120 hrs of incubation). Results represent the mean of analyses and bar indicate \pm standard deviation.

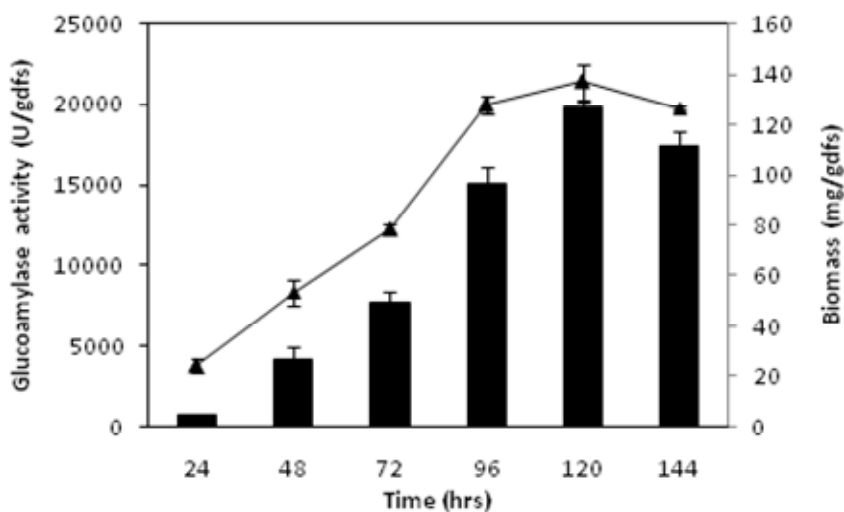


Figure 6. Time course of glucoamylase and biomass production by *A. oryzae* on wheat bran bed supplemented with 1% starch, 0.25% urea in SSF (pH5, 30°C, 5% inoculum, 100% initial moisture). Results represent the mean of duplicate analysis and bars indicate \pm standard deviation.

The maximum productivity of glucoamylase (1986 U/gdfs) was achieved in 120 h at 30°C on a wheat bran substrate having an initial moisture content 100% at a pH of 5.0, an inoculum level of 5% (v/w), and soluble starch (1% w/w) and urea (0.25%) as supplements in a 250 mL flask per 10 g substrate. (Fig.6). Maximum glucoamylase production (726 U/g dry medium) from *A. niger* NCIM-548 was observed in 84 h on the solid surface of groundnut shell (0.5 mm particle size) supplemented with sucrose (1%, w/v) and yeast extract (0.5%, w/v) in *Aspergillus* minimal medium with 50% initial moisture content (Paulchamy 2008).

Conclusion

It has been demonstrated that *Aspergillus oryzae* has the potential to utilize agricultural waste for production of glucoamylase enzyme. The glucoamylase activity of 1986 U/gdfs can be obtained on inexpensive and easily available substrate-wheat bran by *A. oryzae* in SSF. Additional carbon (starch) and nitrogen (urea) supplements in wheat bran SSF increase glucoamylase yields. This can have important implications in enzymatic breakdown of polysaccharides by *A. oryzae* for the establishments of a robust and cost effective process in food and feed industry.

Acknowledgements

The author is very thankful to Mr. Rajendra Patil (CEO, Sequence Biotech Pvt. Ltd) and Dr. M. K. Chatterji (Technical Director, Sequence Biotech Pvt. Ltd) for giving permission to carry out and publishing this work.

References

- Alazard D and Raimbault, M** (1981) Comparative studies on amylolytic enzymes production by *Aspergillus niger* in liquid and solid-state cultivation. *Applied Microbiology and Biotechnology*, **12**: 111-117.
- Anto H, Trivedi UP and Patel KC** (2006) Glucoamylase production by solid-state fermentation using rice flake manufacturing waste products as substrate. *Bioresource Technology*, **97**: 1161-1166.
- Arasaratnam V, Mylvaganam K and Balasubramaniam K** (2001) Improvement of glucoamylase production by *Aspergillus niger* in solid-state fermentation with paddy husk as support. *Journal of Food Science and Technology*, **38**: 334-338.
- Baysal Z, Uyar F, and Aytakin C** (2003) Solid state fermentation for production of α -amylase by a thermotolerant *Bacillus subtilis* from hot-spring water. *Process Biochemistry*, **38**: 1665-1668.
- Berka RM, Dunn-coleman N, and Ward M** (1992) Industrial enzymes from *Aspergillus* species. In *Aspergillus: Biology and Applications*. Bennets, J.W., & Klich, M.A. (Edn.). Oxford, Heinemann, pp. 155-202.
- Bertolin TE, Schmidell W, Maiorano AE, Casara J, and Costa JAV** (2003) Influence of carbon, nitrogen and phosphorous sources on glucoamylase production by *Aspergillus awamori* in solid state fermentation. *Zeitschrift für Naturforschung C: A Journal of Bioscience*, **58c**: 708-712.
- Biesebeke R, Record E, van Biezen N, Heerikhuisen M, Franken A, Punt PJ, and van den Hondel, CA** (2005) Branching mutants of *Aspergillus oryzae* with improved amylase and protease production on solid substrates. *Applied Microbiology and Biotechnology*, **69**: 44-50.
- Cherry HM, Hossain MT, and Anwar MN** (2004) Glucoamylase from the isolate *Aspergillus fumigatu*. *Pakistan Journal of Biological Sciences*, **7**: 1988-1992.
- Ellaiah P, Adinarayana K, Bhavani Y, Padmaja P and Srinivasula B** (2002) Optimization of process parameters for glucoamylase production under solid state fermentation by a newly isolated *Aspergillus* species. *Process Biochemistry*, **38**: 615-620.

Francis F, Sabu A, Nampoothiri KM, Ramachandran S, Ghose S, Szakacs G and Pandey A (2003) Use of response surface methodology for optimizing process parameters for the production of α -amylase by *Aspergillus oryzae*. *Biochemical Engineering Journal*, **15**: 107-115.

Ghildyal NP, Lonsan BK, Sreekantiah KR and Moorthy VS (1985) Economics of submerged and solid-state fermentations for the production of amyloglucosidase. *Journal of Food Science and Technology*, **22**: 171-176.

Ikram-ul-Haq, Ashraf H, Iqbal J and Qadeer MA (2003) Production of alpha amylase by *Bacillus licheniformis* using an economical medium. *Bioresource Technology*, **87**: 57–61.

James JA and Lee BH (1997) Glucoamylases: microbial sources, industrial applications and molecular biology: A review. *Journal of Food Biochemistry*, **21**: 1-52.

Jin B, van Leeuwen HJ, Patel B and Yu Q (1998) Utilisation of starch processing wastewater for production of microbial biomass protein and fungal α -amylase by *Aspergillus oryzae*. *Bioresource Technology*, **66**: 201-206.

Joshi VK, Pandey A and Sandhu DK (1999) Waste treatments in fermentation technology. In *Biotechnology: food fermentation*. Joshi, V.K., & Pandey, A. (Edn.). Vol.2, Trivendrum, India: Educational Publication and Distribution, pp. 1291-1338.

Kaur P, Grewal HS and Kocher GS (2003) Production of α -amylase by *Aspergillus niger* using wheat bran in submerged and solid state fermentations. *Indian Journal of Microbiology*, **43**: 143–145.

Kunamneni A, Permaul K and Singh S (2005) Amylase production in solid state fermentation by the thermophilic fungus *Thermomyces lanuginosus*. *Journal of Bioscience and Bioengineering*, **100**:168-171.

Miller GL (1959) Use of dinitrosalicylic acid reagent for determination of reducing sugar. *Analytical Chemistry*, **31**: 426-429.

Ramachandran S, Patel KA, Nampoothiri KM, Francis F, Nagy V, Szakacs G and Pandey A (2004) Coconut oil cake—a potential raw material for the production of α -amylase. *Bioresource Technology*, **93**: 169–174.

Pandey A, Selvakumar P, Soccal CR and Nigam P (1999) Solid state fermentation for the production of industrial enzymes. *Current Science*, **77**: 149-162.

Selvakumar P, Ashakumary L and Pandey A (1998) Biosynthesis of glucoamylase from *Aspergillus niger* by solid-state fermentation using tea waste as the basis of a solid substrate. *Bioresource Technology*, **65**: 83–85.

Paulchamy C. (2008) Solid-state cultivation of *Aspergillus niger* NCIM 548 for glucoamylase production on groundnut shell. *The Internet Journal of Microbiology*, **5**: 1-6.

Shivaramakrishnam S, Ganghadharan D, Nampoothiri KM, Soccol CR and Pandey A (2007) Alpha amylase production by *Aspergillus oryzae* employing solid-state fermentation *Journal of Scientific and Industrial Research*, **66**: 621-626.

Singh H and Soni SK (2001) Production of starch-gel digesting amyloglucosidase by *Aspergillus oryzae* HS-3 in solid state fermentation. *Process Biochemistry*, **37**: 453–459.

Wang XJ, Bai JG and Liang YX (2006) Optimization of multienzyme production by two mixed strains in solid-state fermentation. *Applied Microbiology and Biotechnology*, **73**: 533-540.